

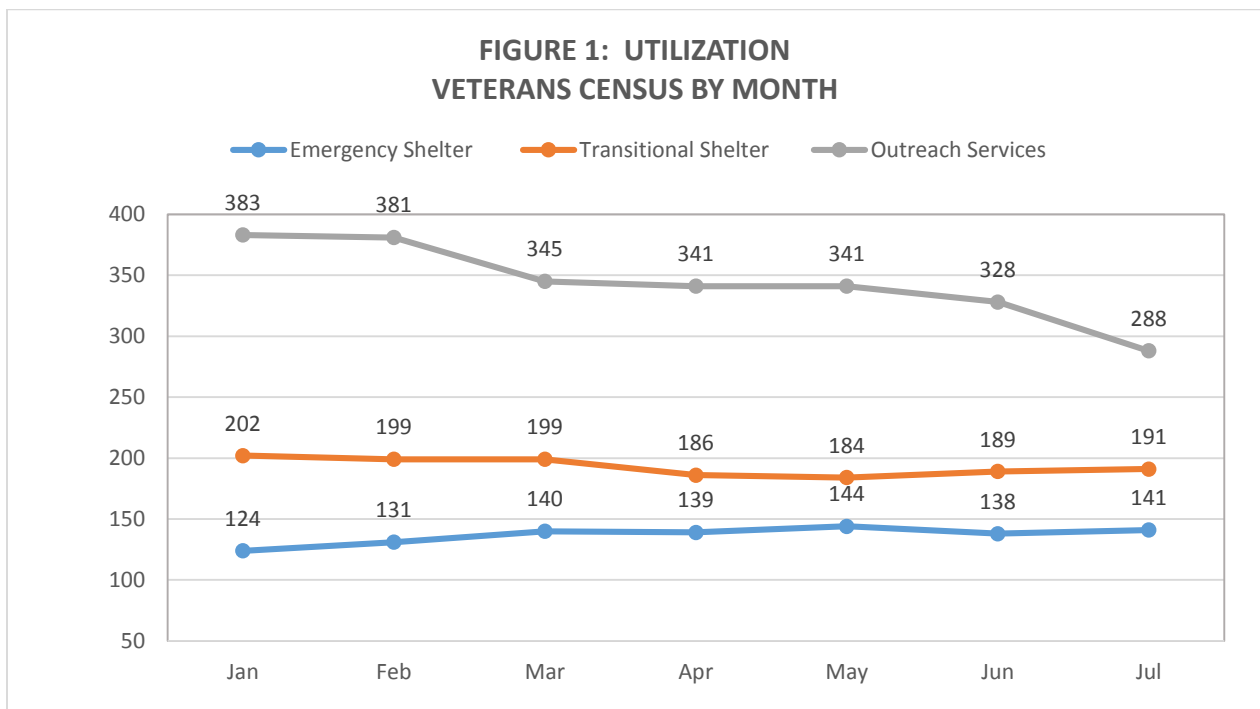
Veterans Homeless Service Utilization: Analysis of Hawaii HMIS Intake and Discharge Data, July 2015

Overview:

This report provides information on the homeless service utilization of military veterans in Hawaii for the month of July in comparison with the period of January – June 2015. Furthermore, the report provides data on homeless veterans at each continuum service level (emergency, transitional, outreach). These data can inform both progress on homeless reduction goals and future policy to effect a reduction in homeless services utilization and overall homelessness. Please refer to the Veterans Intake and Discharge reports (January – June 2015) for important background and methodology.

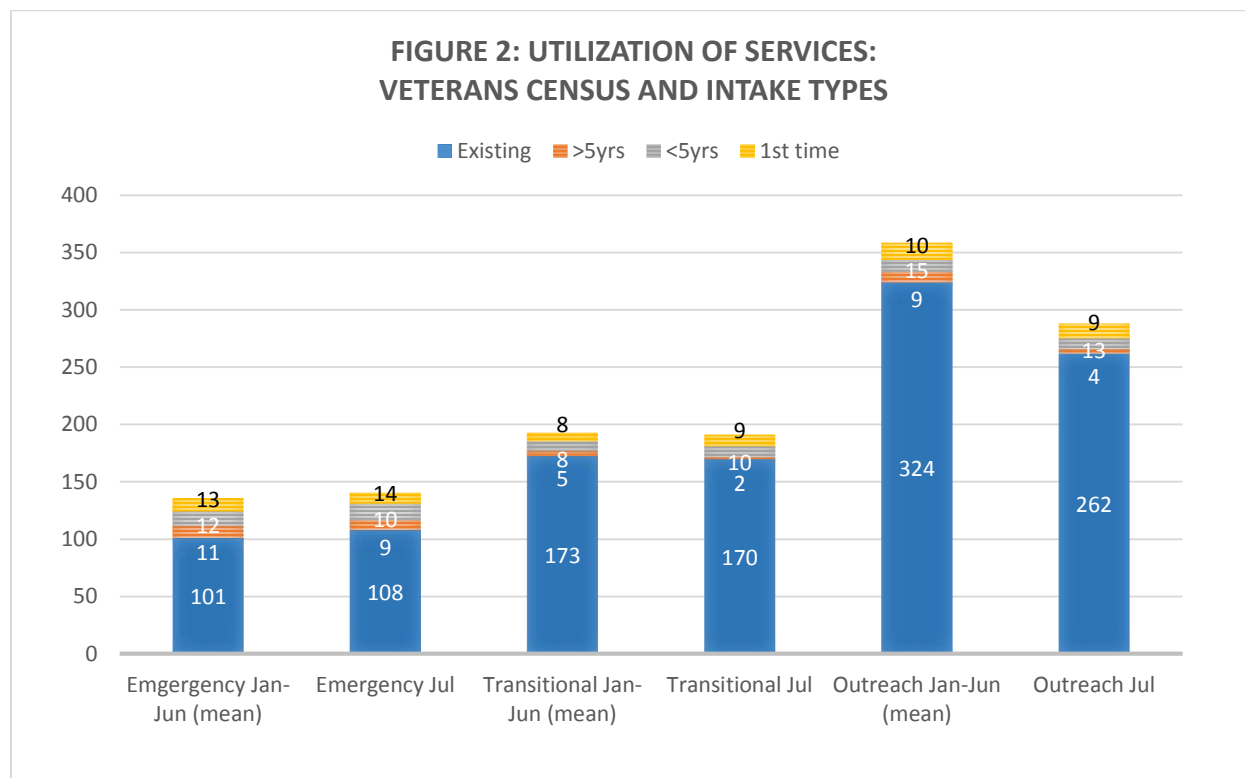
Service Utilization – Veterans Census by Month and Intake Analysis

Figure 1 shows the number of veterans active in emergency shelters, transitional shelters and outreach programs by month in Hawaii. The number of veterans served each month in transitional shelters remained relatively steady; a slight rise was reported for emergency shelters; outreach programs reported a significant decrease (from 383 persons in January to 288 in July). Details from the January – June 2015 Veterans Discharge Report indicated more veterans were discharged from the outreach programs in February (68) and June (70) compared to the other months (24, 32, 32, 39).



Note: Numbers of persons served are unduplicated by program type, but not between programs

Figure 2 shows an analysis of intakes and active veterans in each program type (emergency shelter, transitional shelter and outreach). On the bar graph for each month, the total number of veterans active in the program from the previous month is denoted as “Existing” with new intakes divided into three types: 1) First time entries, 2) Returning entries whose first recorded service utilization was less than five years from the current month, and 3) Returning entries whose first recorded service utilization was five years or greater from the current month. All clients having an intake date in the period of analysis are defined as “New Intakes”.



Intakes for July 2015 are compared against the mean for the six-month period January – June 2015. Intake rates in July were fairly comparable to the mean of the past six months in both emergency and transitional shelters; intakes of veterans into outreach programs decreased slightly.

<u>Total Intakes</u>	<u>Mean (Jan-Jun)</u>	<u>July</u>
Emergency Shelters	35	33
Transitional Shelters	21	21
Outreach Programs	34	26

Veterans Discharge Analysis and Permanent Housing Placement

Figure 3 on the next page shows discharges from each program type for July 2015 compared against the mean for the six-month period January – June 2015. Each bar represents the total number of discharges while also displaying the permanent versus non-permanent exit destinations for each program type. Permanent housing placements were slightly higher during

July compared to the previous months' average in both transitional and emergency shelters. For July, permanent housing discharges represented 32% of all discharges for emergency shelters, 53% for transitional shelters and 10% for outreach programs. These rates are well within the variations previously reported for the January – June 2015.

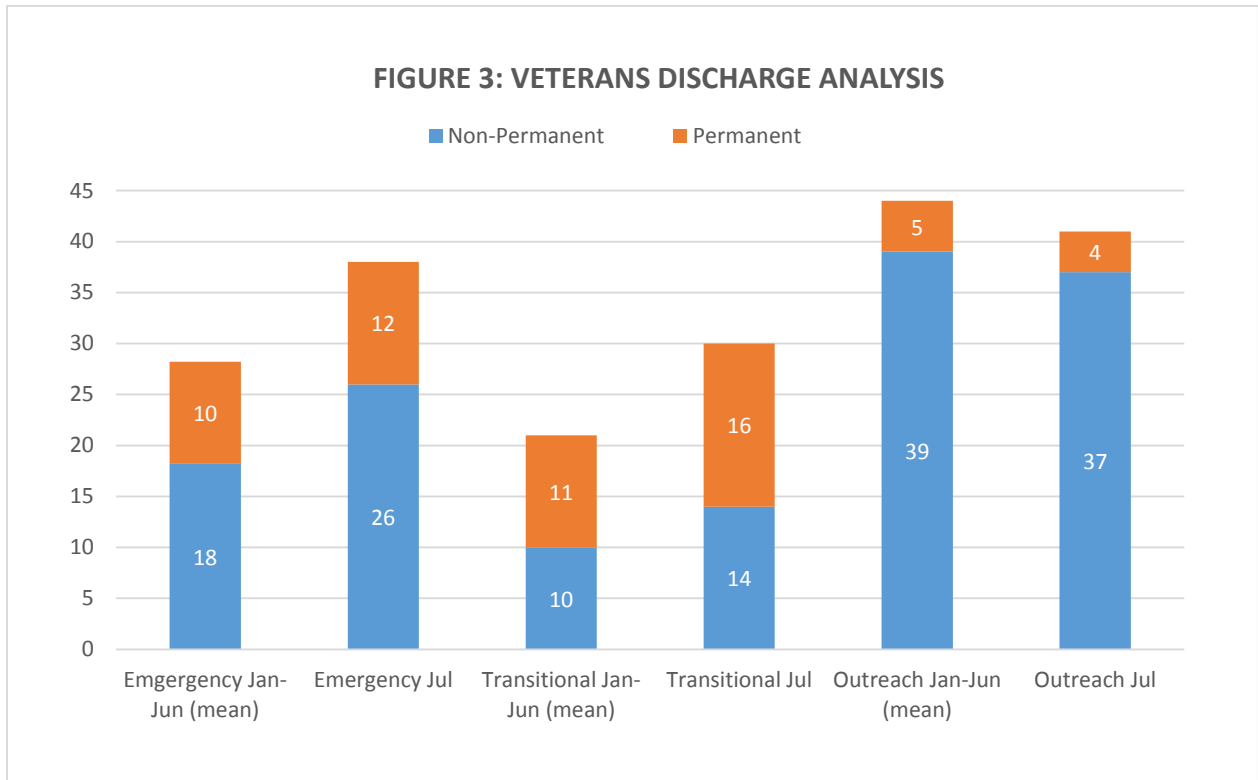
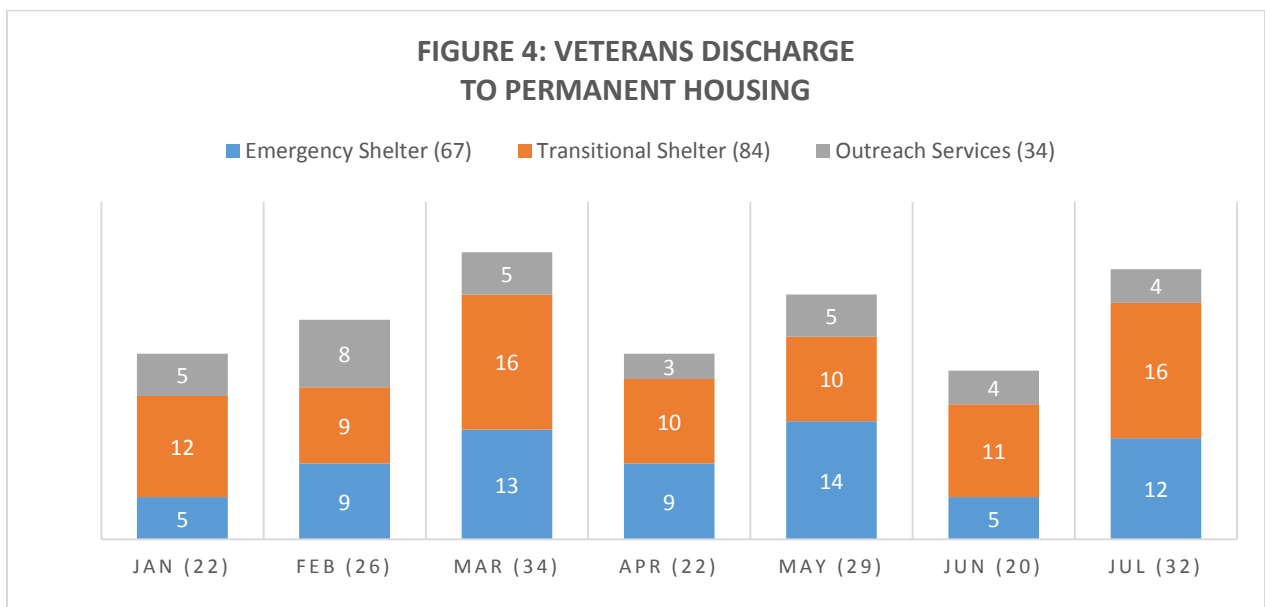


Figure 4 shows the number of permanent housing discharges for January – July 2015. Each bar includes emergency and transitional shelter data as well as the outreach programs.



**Appendix I:
Veteran Intakes by Type – Hawaii Homeless Programs – July 2015**

Section - Unduplicated By Program	Total Vets as of Jul 1, 2015	Number of Vets Entering during Jul	1st time in HMIS	1st HMIS Intake within 5 years	1st HMIS intake more than 5 years	Total Active Vets during Month	% 1st Timers among New Intake
Summary		Intakes					
Undup over Emergency Shelter	108	33	10	14	9	141	30%
Undup over Transitional Housing	170	21	10	9	2	191	48%
Undup over Outreach	262	26	13	9	4	288	50%
Emergency Program List:		Intakes					
FLC - Ho'olanani (ID:88)	2	7	2	5	0	9	29%
HOPE - Kiheipua (ID:86)	2	0	0	0	0	2	NA
HOPE - West Hawaii Emergency Housing Program (ID:132)	4	0	0	0	0	4	NA
IHS - Kaa'ahi Women and Families ES (ID:11)	1	1	0	1	0	2	0%
IHS - Sumner Men's ES (ID:12)	42	7	3	1	3	49	43%
KEO - Mana'olana Emergency (ID:94)	1	1	0	1	0	2	0%
KHAKO - Central ES (ID:14)	0	2	1	0	1	2	50%
KHAKO - Westside ES (ID:48)	2	1	1	0	0	3	100%
SOW - Great Joy 1 (ID:163)	1	0	0	0	0	1	NA
SOW - Great Joy 3 (ID:165)	2	0	0	0	0	2	NA
SOW - Hearts of Joy 1 (ID:173)	3	0	0	0	0	3	NA
SOW - Hearts of Joy 2 (ID:174)	3	0	0	0	0	3	NA
SOW - Streams of Joy 1 (ID:166)	1	0	0	0	0	1	NA
SOW - Streams of Joy 2 (ID:167)	2	0	0	0	0	2	NA
USVETS - BP HOPTTEL (ID:145)	5	3	1	1	1	8	33%
USVETS - Respite Beds (ID:138)	9	4	1	1	2	13	25%
USVETS - WCC Emergency (ID:171)	21	4	1	2	1	25	25%
USVETS - WCC HOPTTEL (ID:144)	4	1	0	0	1	5	0%
WHC - Next Step Emergency Shelter (ID:80)	6	4	1	3	0	10	25%
Undup over ES	108	33	10	14	9	141	30%
Transitional Program List:		Intakes					
ASI - Ohana Ola O Kahumana (ID:28)	2	0	0	0	0	2	NA
ASI - Ulu Ke Kukui (Villages of Maili) (ID:124)	1	0	0	0	0	1	NA
CCH - Ma'ili Land Transitional Housing (ID:26)	1	0	0	0	0	1	NA
GHP - Community Residential Program (ID:77)	1	0	0	0	0	1	NA
HCAP - Kumuhonua (ID:107)	18	4	2	2	0	22	50%
HIHR - Transitional Housing (ID:76)	2	0	0	0	0	2	NA
HNO - Onemalu Transitional (ID:43)	3	0	0	0	0	3	NA
HOPE - HOPE Resource Center (ID:108)	2	0	0	0	0	2	NA
HSI - Kulaokahua Apts (TH for the Elderly) (ID:24)	2	0	0	0	0	2	NA
HSI - Na Kolea Rooming House (TH for Working Singles) (ID:27)	6	0	0	0	0	6	NA

Section - Unduplicated By Program	Total Vets as of Jul 1, 2015	Number of Vets Entering during Jul	1st time in HMIS	1st HMIS Intake within 5 years	1st HMIS intake more than 5 years	Total Active Vets during Month	% 1st Timers among New Intake
KEO - Komohana Group Home TH (ID:19)	1	0	0	0	0	1	NA
KHAKEO - Central TH (ID:15)	8	0	0	0	0	8	NA
KHAKEO - Westside TH (ID:49)	9	0	0	0	0	9	NA
MHK - Safe Haven Transitional Housing (ID:30)	3	0	0	0	0	3	NA
USVETS - ADVANCE WOMEN (ID:140)	12	1	0	1	0	13	0%
USVETS - HHFDC 1 (ID:169)	3	0	0	0	0	3	NA
USVETS - Veterans-in-Progress (VIP) (ID:58)	98	15	7	7	1	113	47%
USVETS - WCC Transitional (ID:59)	0	1	1	0	0	1	100%
WHC - Next Step Transitional Housing (ID:170)	6	0	0	0	0	6	NA
WIN - Family House Aiea (ID:103)	0	1	0	0	1	1	0%
Undup over TH	170	21	10	9	2	191	48%
Outreach Program List:		Intakes					
DATE - Homeless Outreach/Drop-In Services (ID:68)	1	0	0	0	0	1	NA
FLC - Homeless Outreach Program (ID:44)	41	4	3	1	0	45	75%
HOPE - Homeless Outreach Program (ID:3)	59	0	0	0	0	59	NA
IHS - North Shore Homeless Outreach Program (ID:63)	1	0	0	0	0	1	NA
IHS - Urban Honolulu Homeless Outreach Program (ID:43)	5	0	0	0	0	5	NA
IHS - Waikiki Homeless Outreach Program (ID:74)	5	0	0	0	0	5	NA
KEO Homeless Outreach Program (ID:2)	11	3	0	1	2	14	0%
KPHC - DHS Homeless Outreach Program (ID:1)	3	0	0	0	0	3	NA
KPHC - PATH Homeless Outreach Program (ID:71)	4	0	0	0	0	4	NA
KWO - Homeless Outreach/Drop-In Services (ID:6)	7	1	0	1	0	8	0%
SARMY - Maui Homeless Outreach Program (ID:4)	26	4	0	3	1	30	0%
USVETS - Islandwide Homeless Outreach Program (ID:62)	3	8	5	2	1	11	63%
WCCHC - Homeless Outreach Program (ID:5)	21	3	3	0	0	24	100%
WHC - Homeless Outreach Program (ID:7)	93	3	2	1	0	96	67%
Undup over Outreach	262	26	13	9	4	288	50%

APPENDIX II

Veterans Permanent Housing Discharge Data – Hawaii Homeless Programs – July 2015

Section - Unduplicated By Program	Total Vets as of Jul 1, 2015	Number of Vets Entering during Jul		Total Vets exiting during Jul	Total Vets exiting to PH	% Exiting to PH during Jul		Total Vets in program as of Jul 30, 2015
Summary				Exits				
Undup over Emergency Shelter	108	33		38	12	32%		103
Undup over Transitional Housing	170	21		30	16	53%		161
Undup over Outreach	262	26		41	4	10%		247
Emergency Program List:				Exits				
FLC - Ho'olanani (ID:88)	2	7		5	0	0%		4
HOPE - Kiheipua (ID:86)	2	0		1	1	100%		1
HOPE - West Hawaii Emergency Housing Program (ID:132)	4	0		1	1	100%		3
IHS - Kaa'ahi Women and Families ES (ID:11)	1	1		1	0	0%		1
IHS - Sumner Men's ES (ID:12)	42	7		6	1	17%		43
KEO - Mana'olana Emergency (ID:94)	1	1		1	0	0%		1
KHAKO - Central ES (ID:14)	0	2		1	0	0%		1
KHAKO - Westside ES (ID:48)	2	1		0	0	NA		3
SOW - Great Joy 1 (ID:163)	1	0		0	0	NA		1
SOW - Great Joy 3 (ID:165)	2	0		1	1	100%		1
SOW - Hearts of Joy 1 (ID:173)	3	0		1	1	100%		2
SOW - Hearts of Joy 2 (ID:174)	3	0		0	0	NA		3
SOW - Streams of Joy 1 (ID:166)	1	0		1	1	100%		0
SOW - Streams of Joy 2 (ID:167)	2	0		1	0	0%		1
USVETS - BP HOPTel (ID:145)	5	3		4	1	25%		4
USVETS - Respite Beds (ID:138)	9	4		5	3	60%		8
USVETS - WCC Emergency (ID:171)	21	4		7	2	29%		18
USVETS - WCC HOPTel (ID:144)	4	1		1	0	0%		4
WHC - Next Step Emergency Shelter (ID:80)	6	4		5	0	0%		5
Undup over ES	108	33		38	12	32%		103
Transitional Program List:				Exits				
ASI - Ohana Ola O Kahumana (ID:28)	2	0		0	0	NA		2
ASI - Ulu Ke Kukui (Villages of Maili) (ID:124)	1	0		0	0	NA		1
CCH - Ma'ili Land Transitional Housing (ID:26)	1	0		0	0	NA		1
GHP - Community Residential Program (ID:77)	1	0		0	0	NA		1
HCAP - Kumuhonua (ID:107)	18	4		3	3	100%		19
HIHR - Transitional Housing (ID:76)	2	0		0	0	NA		2
HNO - Onemalu Transitional (ID:43)	3	0		0	0	NA		3
HOPE - HOPE Resource Center (ID:108)	2	0		0	0	NA		2
HSI - Kulaokahua Apts (TH for the Elderly) (ID:24)	2	0		0	0	NA		2

Section - Unduplicated By Program	Total Vets as of Jul 1, 2015	Number of Vets Entering during Jul		Total Vets exiting during Jul	Total Vets exiting to PH	% Exiting to PH during Jul		Total Vets in program as of Jul 30, 2015
HSI - Na Kolea Rooming House (TH for Working Singles) (ID:27)	6	0		0	0	NA		6
KEO - Komohana Group Home TH (ID:19)	1	0		0	0	NA		1
KHAKO - Central TH (ID:15)	8	0		1	1	100%		7
KHAKO - Westside TH (ID:49)	9	0		1	0	0%		8
MHK - Safe Haven Transitional Housing (ID:30)	3	0		0	0	NA		3
USVETS - ADVANCE WOMEN (ID:140)	12	1		1	1	100%		12
USVETS - HHFDC 1 (ID:169)	3	0		2	0	0%		1
USVETS - Veterans-in-Progress (VIP) (ID:58)	98	15		22	11	50%		91
USVETS - WCC Transitional (ID:59)	0	1		0	0	NA		1
WHC - Next Step Transitional Housing (ID:170)	6	0		0	0	NA		6
WIN - Family House Aiea (ID:103)	0	1		0	0	NA		1
Undup over TH	170	21		30	16	53%		161
Outreach Program List:				Exits				
DATE - Homeless Outreach/Drop-In Services (ID:68)	1	0		1	0	0%		0
FLC - Homeless Outreach Program (ID:44)	41	4		8	1	13%		37
HOPE - Homeless Outreach Program (ID:3)	59	0		7	0	0%		52
IHS - North Shore Homeless Outreach Program (ID:63)	1	0		0	0	NA		1
IHS - Urban Honolulu Homeless Outreach Program (ID:43)	5	0		1	0	0%		4
IHS - Waikiki Homeless Outreach Program (ID:74)	5	0		1	0	0%		4
KEO Homeless Outreach Program (ID:2)	11	3		1	0	0%		13
KPHC - DHS Homeless Outreach Program (ID:1)	3	0		1	0	0%		2
KPHC - PATH Homeless Outreach Program (ID:71)	4	0		1	0	0%		3
KWO - Homeless Outreach/Drop-In Services (ID:6)	7	1		0	0	NA		8
SARMY - Maui Homeless Outreach Program (ID:4)	26	4		4	0	0%		26
USVETS - Islandwide Homeless Outreach Program (ID:62)	3	8		7	0	0%		4
WCCHC - Homeless Outreach Program (ID:5)	21	3		3	0	0%		21
WHC - Homeless Outreach Program (ID:7)	93	3		8	3	38%		88
Undup over Outreach	262	26		41	4	10%		247